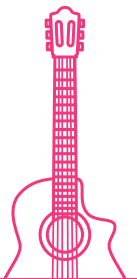




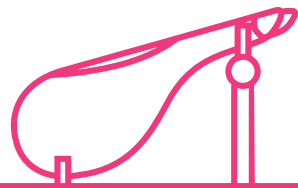



SPANISH

GRAMMAR

FROM
HOME



How to use this booklet

PDF or print

This resource was designed primarily as a PDF form but can also be printed out.

You will only be able to use this resource as an interactive PDF if you download and install Adobe Acrobat Reader. Acrobat Reader is free and will allow students to type answers in the boxes I have inserted. Students can then save the PDF and send it to you. Job done.

To download Adobe Acrobat click [here](#).

I have tried to cover important aspects of the GCSE course but there is a lot missing. One day I will make this a more comprehensive guide.

Use it for cover, KS3, KS4, homework or as a transition resource for year 11s opting for A Level.

Leave a review

Leave a review if you liked the resource and you have the time.

Photocopying

Photocopy to your heart's content.

You found an error

I tend to rush resources because I get excited about completing them. If you find an error please let me know and I'll amend the resource ready for you to redownload on TES.

Meanings and abbreviations

Conjugate	Putting the verb into a tense and changing it so it agrees with the verb subject.
Subject	The person, place or thing doing the action of the verb.
NMS	A masculine singular noun
NMP	A masculine plural noun
NFS	A feminine singular noun
NFP	A feminine plural noun
*	Denotes that the task contains an irregular verb

Contents

NOUNS	01
ADJECTIVES	02
OPINIONS	03
PRESENT TENSE	04
REFLEXIVE VERBS	05
PRETERITE TENSE	06
FUTURE TENSE	07
COMPARATIVES	08
SUPERLATIVES	09
CONDITIONAL	10
INFINITIVE STRUCTURES	11
IMPERFECT TENSE	12
PRESENT PERFECT	13
SUBJUNCTIVE MOOD	14
PRESENT CONTINUOUS	15
DIRECT OBJECT PRONOUNS	16

Nouns

Rule

Nouns in Spanish can be masculine or feminine in a grammatical sense. It is strange but that is how it is. An adjective or article (see articles box) that go with a noun must agree with it. A masculine noun requires a masculine adjective or article.

Most masculine nouns end with an **o** and feminine with an **a**. Although there are lots of exceptions, we will focus on the general O and A ending nouns in this section.

Nouns can also be singular or plural. *La manzana* (apple) is singular but *las uvas* (grapes) is plural. You can tell because of the article and the s at the end.

There are lots of nouns. Thousands. Maybe even millions. You will need to be adept at using a dictionary and recognising the gender and number of them.

Articles

Nouns come with articles. These are either definite articles (the) or indefinite articles (a/an).

The		A or An	
Masculine singular	el	Masculine singular	un
Masculine plural	los	Masculine plural	unos
Feminine singular	la	Feminine singular	una
Feminine plural	las	Feminine plural	unas

Practice

1 Decide if the nouns below are NMS, NMP, NFS or NFP and translate them into English. Check back to the list of abbreviations if you have forgotten them.

La gente	_____
Los móviles	_____
El chico	_____
Las sillas	_____
Los ríos	_____
La llave	_____
El español	_____
Las ciencias	_____
El hermanastro	_____

2 You will now need to use a dictionary to find the meaning of the nouns in pink and write the correct article before it.

_____	The dog
_____	A horse
_____	Some books
_____	A television
_____	The internet
_____	The waiters (masculine)
_____	The people
_____	A shoe



Find out about

Which team is the most successful in Spanish history?

Adjectives

Rule

Adjectives describe nouns. In Spanish adjectives **must** agree in number and gender with the noun they describe.

Adjectives can be MS, MP or FS, FP. The table below lays out how adjectives change according to gender and number. **Generoso** is a MS noun as it ends with an **O**. It would change to **generosos** in the masculine plural form.

MS	MP	FS	FP
O	OS	A	AS
E	ES	E	ES
ISTA	ISTAS	ISTA	ISTAS
Z	CES	Z	CES
OR	ORES	ORA	ORAS
ÓN	ONES	ONA	ONAS
ÍN	INES	INA	INAS
L	LES	L	LES

In order to correctly use adjectives you will need to be confident with nouns first. If you didn't know that **un libro** is a masculine singular noun then you may struggle to place the correct adjective with it.

Note

Very few adjectives come before the noun. This is called apocopation. Below are some common examples in sentences.

*James es un **buen** amigo (James is a good friend)*

*Jess es un **mal** amiga (Jess is a bad friend)*

*Es en una **gran** casa (It is a big house)*

Practice

1 Decide if the adjectives below are MS, MP, FS or FP or can apply to several categories. Check back to the list of abbreviations if you have forgotten them.

Felices _____

Contento _____

Altas _____

Complicadas _____

Fácil _____

Trabajador _____

Ambiciosa _____

Optimistas _____

Generoso _____

2 Translate the adjective in pink into Spanish making sure it agrees in gender and number with the subject.

_____ los gatos **cute**

_____ la historia **interesting**

_____ los exámenes **easy**


_____ la teler **boring**

_____ el fútbol **exciting**

_____ el café **addictive**

_____ los libros **expensive**

_____ los coches **fast**



Find out about

What is La Tomatina?

Opinions

Rule

Asking for opinions is a part and parcel of the GCSE course but is also essential in everyday conversation.

We will concentrate on verbs like **me gusta** in this section.

me gusta is a basic opinion which means *I like*. When using an opinion like *me gusta* it is important that if the thing you like is plural then *me gusta* changes to **me gustan**.

How do you know if the thing (noun) you like is plural? Go to the nouns page and review the articles that precede them to refresh your memory.

Note

In real life you will have to refer to other people's opinions and ask questions. Opinion verbs still end with an **n** if the noun is plural.

(Do) you like? **¿Te gusta(n)?**

She or he likes **Le gusta(n)**

They like **Les gusta(n)**

We like **Nos gusta(n)**

You all like **os gusta(n)**

Practice


1 Match the Spanish opinion with the English counterpart in the box below.

- | | |
|-------------------------|------------------|
| 1. Me aburre | a. Stresses me |
| 2. Me fastidia | b. Interests me |
| 3. Me encanta | c. Saddens me |
| 4. Me interesa | d. Worries me |
| 5. Me emociona | e. Fascinates me |
| 6. Me flipa | f. Drives me mad |
| 7. Me preocupa | g. Bores me |
| 8. Me enloquece | h. Angers me |
| 9. Me entristece | i. I love |
| 10. Me estresa | j. Excites me |
| 11. Me fascina | k. I'm mad about |

1	2	3	4	5	6	7	8	9	10	11

2 Remember that if the thing you're talking about is plural you add an n to the opinion. Write the correct opinion in each box below adding an n if necessary.

- _____ los gatos **I love cats**
- _____ la historia **History interests you**
- _____ los exámenes **Exams worry him**
- _____ la télé **TV bores her**
- _____ el fútbol **Football excites me**
- _____ el café **coffee stresses you out**
- _____ los libros **books interest them**
- _____ los coches **I'm mad about cars**



Find out about

If a Spaniard says something **es la leche**, what do they mean?

The present

Rule

Step 1: Remove the ending (ar, er, ir).

Step 2: Add:

ar verbs

I - o	We - amos
You - as	You all - aís
He or she - a	They - an

er verbs

I - o	We - emos
You - es	You all - eís
He or she - e	They - en

ir verbs

I - o	We - imos
You - es	You all - ís
He or she - e	They - en

Precede the present with one of these:

Normalmente

Normally

De vez en cuando

Now and again

Raramente

Rarely

* Irregulars

The list below features the most common occurrences of irregulars and their first person conjugation.

Hacer	hago	Soy	soy
Tener	tengo	Estar	estoy
Poder	puedo	Querer	quiero
Ir	voy	Ver	veo


Practice

1 Translate the following verbs into Spanish. The infinitives are given to help.

Comprar	We buy	_____
Ganar	They win	_____
Pasar	I spend	_____
Invitar	She invites	_____
Insistir	You all insist	_____
Prohibir	You ban	_____
Recibir	He receives	_____
Subir	I upload	_____
Comer	You all eat	_____
Conoce	He knows	_____
Volver	We return	_____
Merecer	You deserve	_____

2 In each sentence conjugate the infinitive verb so that it agrees with the subject.

El hombre beber agua	_____
Los niños jugar al rugby	_____
La mujer leer un libro	_____
El equipo ganar el partido	_____
Nosotros usar el móvil	_____
Yo tener un hermano	_____
Tú desayunar fruta	_____
Vosotros estudiar en casa	_____
El gato beber la leche	_____
Yo celebrar mi cumpleaños	_____
Ellas hablar a menudo	_____
Nosotros montar en bicicleta	_____



Find out about

Where is the paella said to originate from?

Reflexive verbs

Rule

A verb is reflexive when the subject and the object are of the same entity or if the subject performs the action on themselves. For this reason nearly all daily routine verbs are reflexive.

The verb endings are the same as the **present tense** but you will need to add a pronoun **before** the conjugated verb which agrees with the subject.

Pronouns

I - me	We - nos
You - te	You all - os
He or she - se	They - se

Here are some pre-made examples.

Me lavo	I wash
Te duchas	You shower
Se maquilla	She puts make-up on

Note

When using an **infinitive structure** and a reflexive verb, the pronoun can either attach to the end of the infinitive verb or come before the first person verb already conjugated.

Quiero bañarme	=	me quiero bañar
Quieres ducharte	=	te quieres duchar
Quiere levantarse	=	se quiere levantar

Practice

1 In the box provided conjugate the verb. It must agree with the subject. Remember, the pronoun comes before the verb.

Cuidarse	You take care	_____
Lavarse	He washes	_____
Preguntarse	I wonder	_____
Casarse	They marry	_____
Ducharse	You shower	_____
Estirarse	We stretch	_____
Ponerse	He puts on	_____
Levantarse	They get up	_____
Llamarse	I am called	_____
Cepillarse	He brushes	_____
Olvidarse	We forget	_____

2 Complete the sentences using a reflexive verb.

Mis padres _____ **levantarse** a las seis de la mañana.

Yo _____ **estirarse** antes de correr.

Mi hermana _____ **levantarse** a las ocho de la mañana.

Yo _____ **cepillarse** los dientes después de bañarme.

La pareja _____ **casarse** en la iglesia.



Find out about

The racquet called *padel*

The preterite

Rule

Use the preterite to make reference to something which started and finished at a specific time in the past.

Step 1: Remove the ending (ar, er, ir).

Step 2: Add:

ar verbs

I - é	We - amos
You - aste	You all - asteis
He or she - ó	They - aron

er and ir verbs

I - í	We - imos
You - iste	You all - isteis
He or she - ió	They - ieron

Precede the past with one of these:

El año pasado	Last year
Recientemente	Recently
Ayer	Yesterday

* Irregulars

The list below features the most common occurrences of irregulars and their first person conjugation.

Hacer	hice	Ser	fui
Tener	tuve	Estar	estuve
Poder	pude	Querer	quise
Ir	fui	Ver	vi

Practice

1 Translate the following verbs into Spanish. The infinitives are given to help.

Comprar	We bought	_____
Ganar	They won	_____
Pasar	I spent	_____
Invitar	She invited	_____
Insistir	You all insisted	_____
Prohibir	You banned	_____
Recibir	He received	_____
* Hacer	I made	_____
Comer	You all ate	_____
* Ir	I went	_____
Volver	We returned	_____
Merecer	You deserved	_____

2 In each sentence conjugate the infinitive verb so that it agrees with the subject.

El hombre beber agua	_____
* Yo hacer los deberes	_____
La mujer leer un libro	_____
El equipo ganar el partido	_____
Nosotros usar el móvil	_____
* Yo ir al cine con mi amigo	_____
Tú desayunar fruta	_____
Vosotros estudiar en casa	_____
El gato beber la leche	_____
Yo celebrar mi cumpleaños	_____
Ellas hablar a menudo	_____
Nosotros montar en bicicleta	_____

Find out about

La tortilla de patatas



The future

Rule

In this section we'll focus on the future tense and how to use it.

Step 1: Keep the ending on (ar, er, ir).

Step 2: Add the endings.

I - é
 You - ás
 He or she - á
 We - emos
 You all - éis
 They - án

Precede the future with one of these:

El año que viene Next year
Mañana Tomorrow
La semana que viene Next week

* Irregulars

Irregular future verbs have the same endings but different stems (the start of the verb). The most frequent changes are below.

Hacer har + ending
Tener tendr + ending
Poder podr + ending
Salir sald + ending

Practice

1 Translate the following verbs into Spanish. The infinitives are given to help.

Comprar We will buy _____
Ganar They will win _____
Pasar I will spend _____
Invitar She will invite _____

Insistir You will insist _____
Prohibir She will ban _____
Recibir He will receive _____
 * **Hacer** I will do _____

Comer You all will eat _____
 * **Tener** I will have _____
Volver We will return _____
Merecer I will deserve _____

2 In each sentence conjugate the infinitive verb so that it agrees with the subject.

El hombre **beber** agua _____
 * Yo **hacer** los deberes _____
 La mujer **leer** un libro _____
 El equipo **ganar** el partido _____

Nosotros **usar** el móvil _____
 Yo **ir** al cine con mi amigo _____
 Tú **desayunar** fruta _____
 Vosotros **estudiar** en casa _____

El gato **beber** la leche _____
 Yo **celebrar** mi cumpleaños _____
 Ellas **hablar** a menudo _____
 Nosotros **montar** en bicicleta _____



Find out about
 Flamenco

Comparatives

Rule

Use a comparative to compare two things. You can compare nouns or verbs. You might say that cats are better than dogs or that running is more tiring than cycling. You can use comparatives across all topics.

Noun 1 es **más** adjective **que** Noun 2

Verb 1 es **menos** adjective **que** Verb 2

Noun 1 es **tan** adjective **como** Noun 2

If you want to compare two nouns which are plural then you will need to make sure your verbs and adjectives

agree. Look at what changes in the two examples below.

El gato **es más** mono **que** el perro

Los gatos **son más** monos **que** los perros

Careful

To say something is better or worse than something else you cannot say *más bueno* or *más malo*.

Mejor means *better*.

Peor means *worse*.

Noun 1 es **mejor que** Noun 2

Noun 1 es **peor que** Noun 2

Practice

1 Fill the gap with either **más**, **menos**, **mejor** or **peor** according to your opinion. Only four options require a **mejor** or **peor**.

La historia es _____ fácil como la geografía

Londres es _____ grande que Bristol

Mi madre es _____ alta que mi padre

Yo soy _____ rápido/a que mi amigo

España es _____ que Inglaterra


Dominos es _____ que McDonalds

Samsung es _____ que Apple

Nike es _____ que Addidas

2 For each category below write a comparative sentence. Try to include a **mejor** or **peor** sentence.

_____	Food
_____	Sports person
_____	Drinks
_____	Films
_____	Family
_____	Friends
_____	Books
_____	Cities
_____	Singers
_____	Famous people
_____	Apps



Find out about
Salvador Dalí

Superlatives

Rule

Use a superlative to say something is the most amazing, the least effective, the best or the worst.

The most

NMS 1 es **el más** agreeing adjective

NMP 1 son **los más** agreeing adjective

NFS 1 es **la más** agreeing adjective

NFP 1 son **las más** agreeing adjective

The least

NMS 1 es **el menos** agreeing adjective

NMP 1 son **los menos** agreeing adjective

NFS 1 es **la menos** agreeing adjective

NFP 1 son **las menos** agreeing adjective

Just like you did when using comparatives it's important that your adjectives agree!

Careful

To say something is the best or the worst you cannot say *el más bueno* or any variants of that.

NMS 1 es **el mejor/peor**

NMP 1 son **los mejores/peores**

NFS 1 es **la mejor/peor**

NFP 1 son **las mejores/peores**

Practice

1 Fill in the gap with the missing words (listed above in rules) according to the gender and number of each noun.

La historia es _____ interesante **the most**

El español es _____ difícil **the least**

Las ciencias son _____ útiles **the most**

Las matemáticas son _____ duras **the least**

KFC es _____ sabroso **the most**

Harry Potter es _____ valiente **the most**

Chepstow es _____ histórico **the most**


Los libros son _____ caros **the least**

Mi amiga es _____ rápida **the most**

Mi profesora es _____ creativa **the most**

2 For each noun below write a superlative sentence. Try to include a *mejor* or *peor* sentence.

_____	El colegio
_____	La fruta
_____	El té
_____	Donald Trump
_____	Los libros
_____	El rugby
_____	El fútbol
_____	El arte
_____	Tu pueblo
_____	Tu hermano/a
_____	Tu padre



Find out about
Moorish architecture in Spain

The conditional

Rule

In this section we'll look at the conditional tense itself as well as some common conditions.

Step 1: Keep the ending on (ar, er, ir).

Step 2: Add conditional endings.

I - ía
 You - ías
 He or she - ía
 We - íamos
 You all - íais
 They - ían

Precede the conditional with one of these:

Si tuviera If I had + noun
Si fuera If I were + adjective
Si pudiera If I could + infinitive verb

* Irregulars

Irregular conditional verbs have the same endings but different stems (the start of the verb). The most frequent changes are below.

Hacer har + ending
Tener tendr + ending
Poder podr + ending
Salir sald + ending

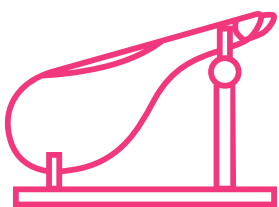
Practice

1 Translate the following verbs into Spanish. The infinitives are given to help.

Comprar	We would buy	_____
Ganar	They would win	_____
Pasar	I would spend	_____
Invitar	She would invite	_____
Insistir	You would insist	_____
Prohibir	She would ban	_____
Recibir	He would receive	_____
* Salir	I would go out	_____
Comer	You all would eat	_____
* Hacer	I would do	_____
Volver	We would return	_____
Merecer	I would deserve	_____

2 In each sentence conjugate the infinitive verb so that it agrees with the subject.

El hombre beber agua	_____
* Yo hacer los deberes	_____
La mujer leer un libro	_____
El equipo ganar el partido	_____
Nosotros usar el móvil	_____
Yo ir al cine con mi amigo	_____
Tú desayunar fruta	_____
Vosotros estudiar en casa	_____
El gato beber la leche	_____
Yo celebrar mi cumpleaños	_____
Ellas hablar a menudo	_____
Nosotros montar en bicicleta	_____



Find out about
 The origin of the word tapas

Infinitive structures

Rule

An infinitive structure includes a first person verb followed by an infinitive.

I want (first person) **to go** (inf) to KFC

Infinitive verbs are what you will find when you search for a verb in the dictionary. They end with **ar, er** or **ir**.

In this section we will focus on lots of different structures but the rule remains. Conjugated verb goes first, infinitive verb comes directly after.

You might find some infinitive verbs which end with **se**. They are reflexive or pronominal verbs, go to page 8 to practise them in isolation.

Careful

When you would use a gerund (an ing verb) to start a sentence in English you would use an infinitive in Spanish.

Playing football is fun **jugar al fútbol es divertido**

Eating greens is healthy **comer verduras es sano**

Sunbathing is relaxing **tomar al sol es relajante**

Studying is essential **estudiar es esencial**

Practice


1 Match the first person verbs with their English counterpart.

- | | |
|------------------------|----------------|
| 1. Quiero | a. I can |
| 2. Espero | b. I decided |
| 3. Me gusta | c. I try to |
| 4. Se puede | d. I used to |
| 5. Trato de | e. We will try |
| 6. Decidí | f. One can |
| 7. Intentaremos | g. I usually |
| 8. Puedo | h. I wanted to |
| 9. Suelo | i. I want |
| 10. Quería | j. I like |
| 11. Solía | k. I hope |

1	2	3	4	5	6	7	8	9	10	11

2 Now combine a first person verb with an infinitive to form a simple sentence.

- _____ KFC **I want to eat KFC**
- _____ el inglés **I usually study English**
- _____ a Egipto **I want to go to Egypt**
- _____ al fútbol **I hope to play football**
- _____ enviar fotos **One can send photos**
- _____ el té **I wanted to drink tea**
- _____ mucho **I used to read a lot**
- _____ Italiano **I can speak italian**



Find out about

Who is the famous architect that designed La Sagrada Familia?

The imperfect

Rule

Use the imperfect to refer to a repeated action in the past, something you used to do or what you were doing when you were interrupted by something else.

Step 1: Remove the ending (ar, er, ir).

Step 2: Add:

ar verbs

I - aba	We - ábamos
You - abas	You all - abais
He or she - aba	They - aban

er and ir verbs

I - ía	We - íamos
You - ías	You all - íais
He or she - ía	They - ían

Precede the imperfect with one of these:

Cuando era joven

When I was young

En el pasado

In the past

Hace muchos años

Years ago

* Irregulars

The list below features the most common occurrences of irregulars and their first person conjugation.

Ir	iba
Ser	era
Ver	veía

It's common to use *used to* when using the imperfect but you can also use *would* (when I was ten I would play football every day in the park) or *neither!*

Practice

1 In the box provided conjugate the verb. It must agree with the subject.

Comer	I used to eat	_____
Correr	He used to run	_____
Estudiar	We studied	_____
Intentar	They used to try	_____

Jugar	We used to play	_____
* Ir	I used to go	_____
Escribir	She used to write	_____
* Ver	I used to see	_____

Hacer	You all used to do	_____
Usar	He used to use	_____
Vivir	You used to live	_____

2 Complete the sentences using a verb in the imperfect tense.


Cuando era joven _____ **jugar** al fútbol todos los días con mi padre en el parque.

En el pasado mi madre _____ **querer** ir de vacaciones a Egipto.

* Hace muchos años yo _____ **ir** a casa de mis amigos cada día.

En los años 90 la gente _____ **tener** cortes de pelo muy diferentes.

En los años 80 mi padre _____ **escuchar** la música rock, le gustaba mucho Motorhead.



Find out about

The new year countdown and grapes

Present Perfect

Rule

Use the present perfect to refer to actions which have happened in the recent past.

Step 1: Correct form of verb haber.

I have	he
You have	has
He or she has	ha
We have	hemos
You all have	habéis
They are	han

Step 2: Add verb. Remove ending (ar, er, ir)

ar verbs

+ ado

er and ir verbs

+ ido

Precede the present perfect with one of these:

Hoy	Today
Este mes	This month
Esta semana	This week

* Irregulars

The verb ending with *ado* or *ido* is called a past participle (PP). Some PPs are irregular.

Hacer	hecho	Ver	visto
Escribir	escrito	Abrir	abierto
Decir	dicho	Poner	puesto
Ir	ido	Descubrir	descubierto

Practice

1 In the box provided conjugate the verb. It must agree with the subject.

Comer	I have eaten	_____
Correr	He has run	_____
Estudiar	We have studied	_____
Intentar	They have tried	_____

Jugar	We have played	_____
Ir	I have been	_____
* Escribir	She has written	_____
* Ver	I have seen	_____

* Hacer	You have made	_____
Usar	He has used	_____
Vivir	I have lived	_____

2 In the space provided conjugate the verb in pink according to the subject.

El hombre beber agua	_____
* Yo hacer los deberes	_____
La mujer leer un libro	_____
El equipo ganar el partido	_____
Nosotros usar el móvil	_____
Yo ir al cine con mi amigo	_____
Tú desayunar fruta	_____
Vosotros estudiar en casa	_____
El gato beber la leche	_____
Yo celebrar mi cumpleaños	_____
Ellas hablar a menudo	_____
Nosotros montar en bicicleta	_____



Find out about

Famous authors who have lived in Spain

The subjunctive

Rule

You must precede a subjunctive verb with a subjunctive trigger (on the right). To form the subjunctive verb, follow the steps below.

Step 1: Remove the ending (ar, er, ir).

Step 2: Add:

ar verbs

I - e	We - emos
You - es	You all - eís
He or she - e	They - en

er and ir verbs

I - a	We - amos
You - as	You all - aís
He or she - a	They - an

Here are the steps to form a simple opinion trigger.

Es + adjective + que + subjunctive verb

Practise your triggers in exercise 1.

* Irregulars

The list below features the most common occurrences of irregulars and their first person conjugation.

Hacer	haga	Haber	haya
Tener	tenga	Saber	sepa
Soy	sea	Llegar	llegue
Ir	vaya	Sacar	saque


Practice

1 Complete the trigger by translating the adjective into Spanish in the space.

Es _____	que	interesting
Es _____	que	strange
Es _____	que	good
Es _____	que	bad
Es _____	que	incredible
Es _____	que	horrible
Es _____	que	amazing
Es _____	que	ridiculous
Es _____	que	fantastic
Es _____	que	clear
Es _____	que	suspicious
Es _____	que	clever

2 Change the verb into the subjunctive. It must agree with the given subject.

Es bueno que el hombre beber agua	_____
* Es fantástico que yo hacer los deberes	_____
Es interesante que la mujer leer un libro	_____
Es malo que el equipo ganar el partido	_____
Es curioso que nosotros usar el móvil	_____
* Es increíble que yo ir al cine	_____
Es bueno que tú desayunar fruta	_____
Es fantástico que nosotros estudiar	_____
Es mono que el gato beber la leche	_____
Es bueno que yo celebrar	_____
Es sospechoso que ellas hablar	_____
Es bueno que nosotros montar en bici	_____



Find out about
The Spanish Civil War

Present Continuous

Rule

Use the present continuous to refer to an ongoing action.

Step 1: Correct form of verb *estar*.

I am	estoy
You are	estás
He or she is	está
We are	estamos
You all are	estáis
They are	están

Step 2: Add verb. Remove ending (ar, er, ir)

ar verbs

+ ando

er and ir verbs

+ iendo

If you're describing a photo, start with some conjecture to vary your sentence starters.

Supongo que

I suppose

Diría que

I would say that

Que yo sepa

As far as I know

Note

Although it sounds counter-intuitive. Use an infinitive verb rather than a gerund (ing verb) when you want to say things like *watching football is boring*.

Cocinar es guay

Cooking is cool

Compartir es generoso

Sharing is kind

Me gusta hablar

I like talking

Practice

1 Conjugate the verb paying attention to the subject (and thus the correct form of *estar*).

Comer	I am eating	_____
Correr	He is running	_____
Estudiar	We are studying	_____
Intentar	They are trying	_____

Jugar	We are playing	_____
Beber	I am drinking	_____
Escribir	She is writing	_____
Crear	I am creating	_____

Hacer	You all are doing	_____
Usar	He is using	_____
Vivir	You are living	_____

2 Change the verb in pink in each sentence to the present continuous. You must include both parts of the verb (*estar* + gerund).


El hombre beber agua	_____
Yo hacer los deberes	_____
La mujer comprar un libro	_____
El equipo ganar el partido	_____

Nosotros usar el móvil	_____
Yo visitar mi abuela	_____
Tú desayunar fruta	_____
Vosotros estudiar en casa	_____

El gato beber la leche	_____
Yo celebrar mi cumpleaños	_____

Find out about

Caga Tió and a Catalan Christmas tradition



Direct Object Pronouns

Rule

Direct Object Pronouns (DOPs) replace objects in sentence. An object is the answer to the question who or what.

"I bought the book in Waterstones, the book was £10. I think the book will be better than the last book I bought."

In the sentence above *the book* can be replaced by the word **it** and that is a DOP.

Direct Object Pronouns

Me - me	We - nos
You - te	You all - os
He, she or it - lo/la	They - los/las

In white below the sentence is without a DOP and in pink the noun is replaced by a DOP.

Compro el libro **Lo compro**
 Saco una foto **La saco**

Note

DOPs have to agree in number and gender with the noun (see examples above). They generally come before the verb as well (as above).

In **infinitive structure** sentences they can attach to the end of the infinitive verb.

Quiero comprarlo = lo quiero comprar
Quieres comerlas = las quieres comer
Quiere estudiarla = la quiere estudiar

Practice

1 Replace the object in each sentence with a DOP. Remember an object is the answer to the question who or what.

- Siempre como las uvas _____
- Mi padre lleva gafas _____
- Mi gato bebe la leche _____
- Visito a mis abuelos _____
- Los lunes estudio la historia _____
- Miguel compra un libro _____
- Mis tíos tienen un perro _____
- Voy a comer una pizza _____
- Suelo escuchar música _____
- No tengo mi móvil _____

2 Read each sentence and decide if the DOP placement is correct or incorrect

- El hombre **lo bebe** _____
- Yo **hago los** _____
- La mujer **lee lo** _____
- El equipo **lo gana** _____
- Nosotros **lo usamos** _____
- Yo **visito la** _____
- Tú **desayunas la** _____
- Nosotros **lo estudiamos** _____
- El gato **la bebe** _____
- Yo **celebro lo** _____
- Ellas **lo tienen** _____
- Nosotros **la estudio** _____



Find out about
 What exactly are churros?